

# Orleans Elementary School

## Annual Report Card

### 2015-2016



## Table of Contents

Letter from Principal	pg. 2
Disaggregated Standardized Test Results by Gender	pg. 3 & 4
Standardized Test Results: School vs. State	pg. 3 & 4
Students Not Tested	pg. 5
English Language Learners	pg. 5
National Assessment of Educational Progress (NAEP)	pg. 5
Professional Qualifications of Teachers	pg. 6
Licensed Instructional Staff Listings	pg. 6

## **Letter from the Principal**

Dear Orleans School Community,

The federal No Child Left Behind Act (NCLB) and Vermont's Act 60 require an annual report of school progress to be shared with the school community. This report is based on the educational system at Orleans Elementary School for the **2015-2016 school year** to specifically meet Title I reporting requirements. We hope that you find the information interesting and that it helps you to understand a little more about our school's performance on a variety of assessments.

In language arts and math, the Smarter Balanced Assessment Consortium (SBAC) tests have been administered since the spring of 2015 and are fully aligned with the Common Core State Standards. These computer-based assessments were again administered in the spring 2016, but the results have not yet been released by Vermont's Agency of Education. Therefore, we are including the scores for the 2014-2015 school year and the more current results will be shared upon their release. In the meantime, we will continue to use the results to help us better understand the assessment tasks/expectations and how to help our students succeed on them in the future.

For any class or sub-group, if there are fewer than ten students, the results are unreportable due to confidentiality issues. The SBAC data is presented here for Orleans Central Supervisory Union as a whole, not for Orleans specifically, because there were data groups which could not be reported due to small class sizes or no students in the group (examples: no ELL or migrant students) Also, since we have yet to release the second year of scores, we cannot compare the SBAC results to our prior results and are unable to publish comparisons over time in this Report Card. Such comparisons will be possible in the future.

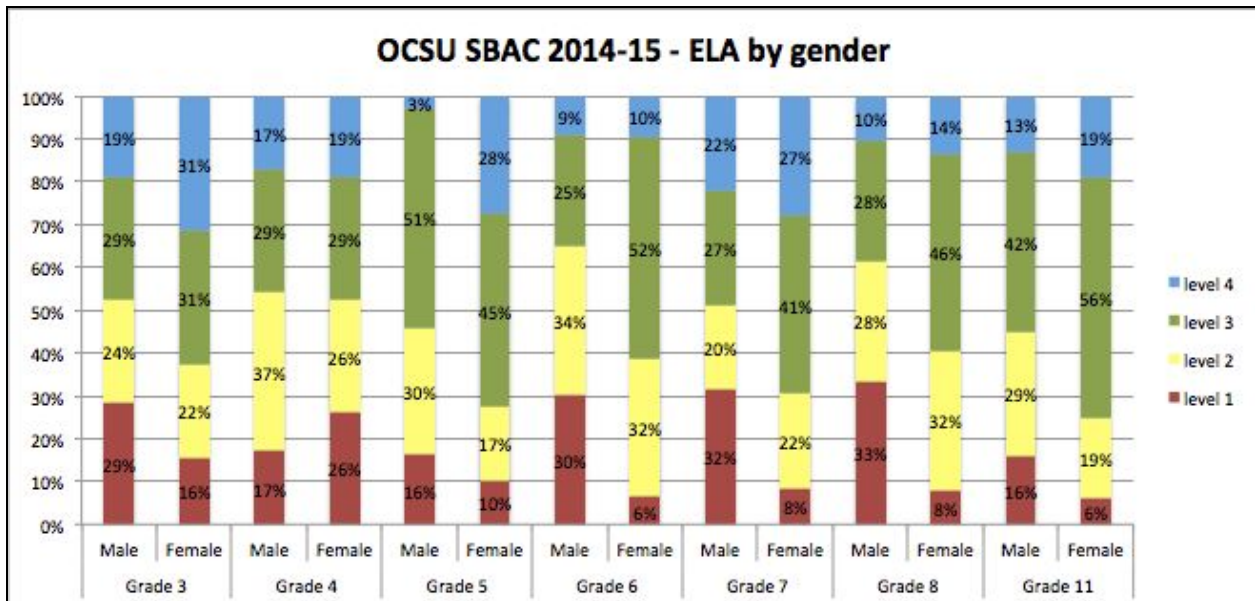
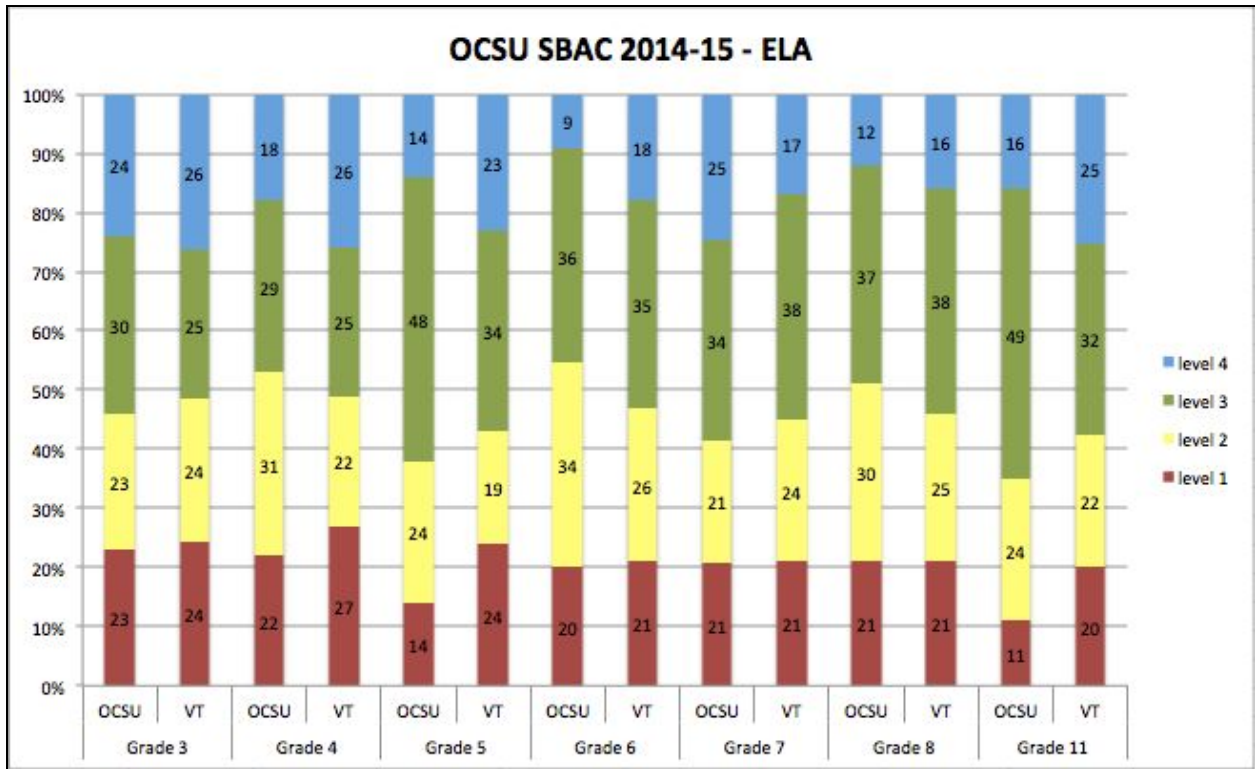
Orleans Elementary School is not an identified school in need of improvement. With the passing of the new federal Every Student Succeeds Act (ESSA), there will be a new process used to determine the quality of school performance and to identify the schools in need of improvement. We will keep you informed as the process is established. In the meantime, we will continue to work hard and do our best for ALL the students of Orleans, as we always have done. We hope you will join us in these important efforts on behalf of the students. **Home- school-community partnerships are critical to student success!**

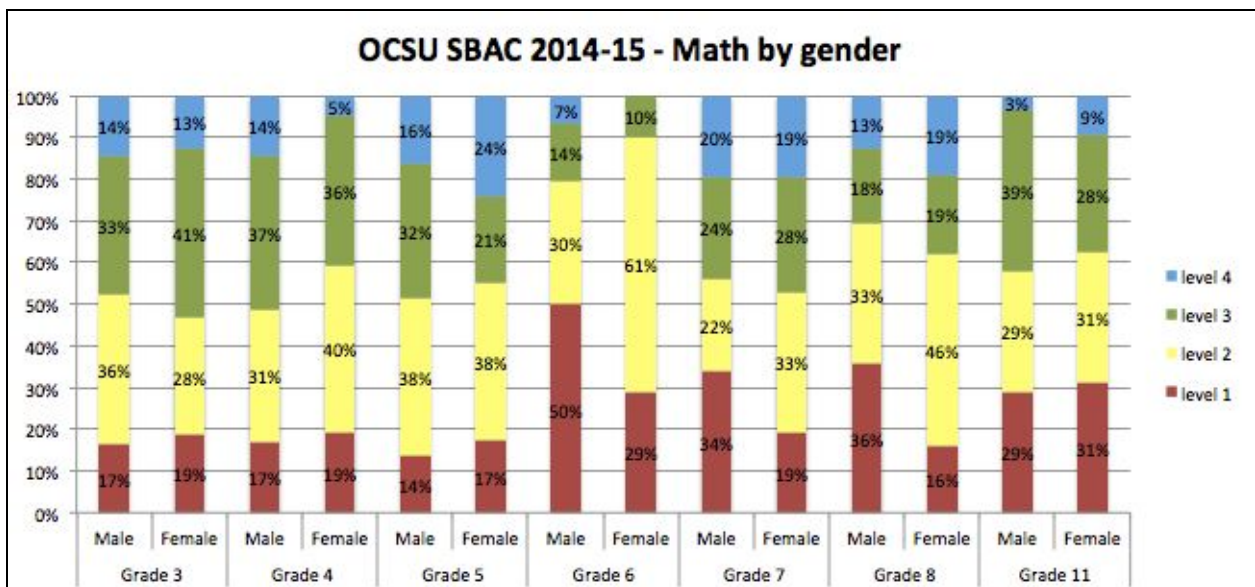
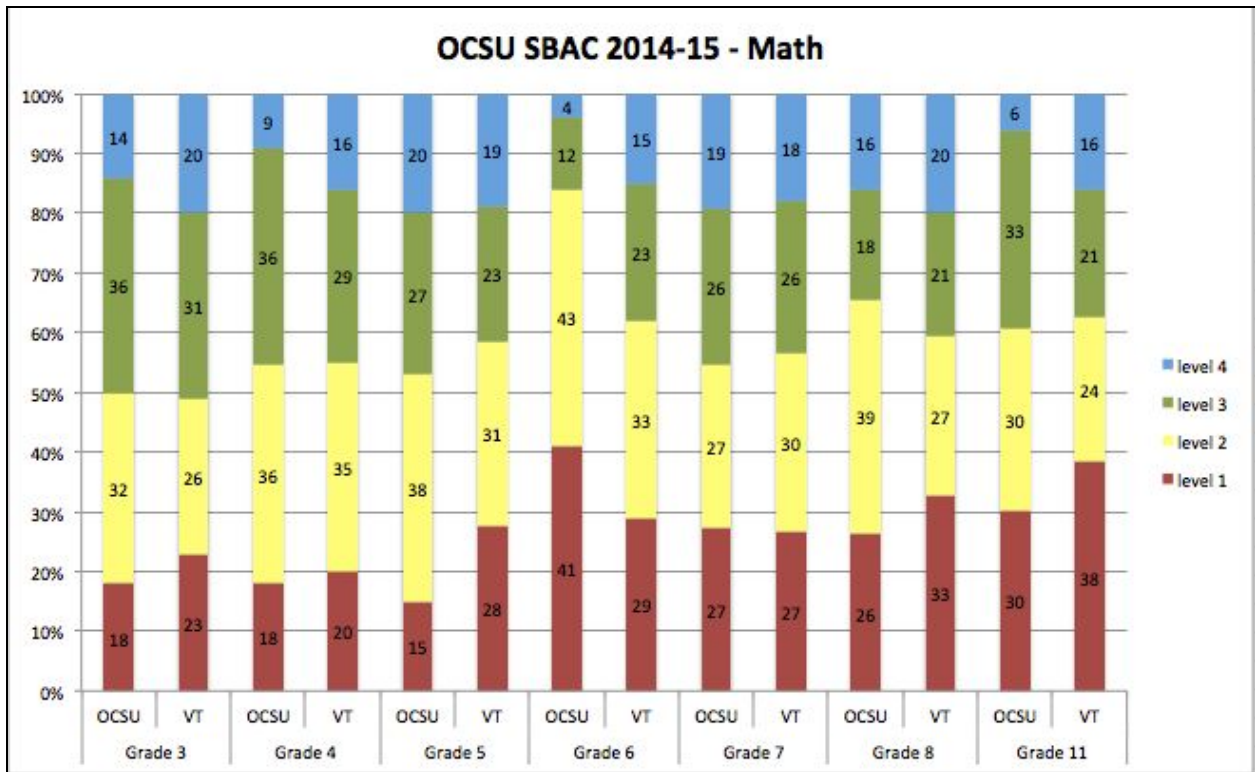
Sincerely,

*Kim Hastings*

August 2016

## Standardized Test Results





**Note on test results:** Results are reported for all schools to prevent personally identifiable information from being publicly available (due to the small population of some classes). For more information, please visit: <http://vt.portal.airast.org> or <http://education.vermont.gov/sbac>.

Title 1 requires that test results for sub-groups be shared with the public on an annual basis. OES does not have reportable results for most sub-groups because of the limited composition of our student population. Reportable groups are included in this report.

### **Students Not Tested**

**100% of Orleans Elementary School students in grades 3-8 were tested in 2015-16.** Three students participated in alternative assessments (DLM and/or Science VTAAP assessments) and their scores are not reportable due to the small sample number.

### **English Language Learners**

Orleans Elementary School had NO (0%) Limited English Proficient Learners who were not assessed on the English Language Arts SBAC for the 2015- 2016 school year.

### **National Assessment of Educational Progress (NAEP)**

The National Assessment of Educational Progress (NAEP) is the largest nationally representative and continuing assessment of what America's students know and can do in various subject areas. In Vermont, assessments are conducted periodically involving all students in grades 4 and 8 participating in one subject area (mathematics, reading, or science) . The results are reported for the entire nation and on the state level and the 2015 results are reported in the table below.

NAEP 2015	Vermont (proficient or above)	U.S. (proficient or above)
4th grade math	43%	39%
8th grade math	42%	32%
4th grade literacy	45%	35%
8th grade literacy	44%	32%

Additional information regarding Vermont NAEP results can be found at [www.nationsreportcard.gov](http://www.nationsreportcard.gov).

**Professional Qualifications of Teachers/HQT**

<b><u>EDUCATOR QUALIFICATIONS</u></b>	<b><u>DEGREE</u></b>	<b><u>YEARS EXPERIENCE</u></b>	<b><u>HQT</u></b>
<b>LAURA BECERRA</b> , Title 1 Lyndon State College; Early Childhood PreK-3rd	M	17.5	Yes
<b>ANNE MARIE BOUSHEL</b> , Kindergarten Johnson State College; Elementary Ed	B	5	Yes
<b>LARA STARR</b> , First Grade Johnson State College: Elementary Ed	B15	3	Yes
<b>LISA BLAKE</b> , Second Grade Lyndon State College; Elementary Ed	B30	12	Yes
<b>HELENA PERRY</b> , Third Grade Castleton State College; Elementary Ed	B	4	Yes
<b>REBECCA CURRIER</b> , Fourth Grade Lyndon State College; Elementary Ed	B30	23	Yes
<b>ANDREA GRATTON</b> , Language Arts Saint Michael's College; MS Language Arts	BA	4	Yes
<b>SHANNON LALIBERTY</b> , Math Johnson State College; MS Math	M	12	Yes
<b>SARAH COTA</b> , Science University of Vermont: MS Science	M	3	Yes
<b>GEORGE MCKELVEY</b> , Social Studies University of New Hampshire; MS Social Studies	M30	36	Yes
<b>AMANDA ADDEO</b> , Guidance Counselor School Counselor	M	1	Yes
<b>TAMMY WESTOVER</b> , Special Educator Lyndon State College; Special Ed K-21	B		
<b>LIZ CHICHESTER</b> , Special Educator SUNY at Geneseo; Special Ed K-21	M	5	Yes

<b>FRANCOIS DAIGNEAULT</b> , Physical Education	B	8.6	Yes
University of Vermont; PE K-8			
<b>CAROL WOODARD</b> , Art	M	32	Yes
Keene State University; Art K-8			
<b>AMY NEWTON</b> , Music (Vocal & Instrumental)	BA	5	Yes
Castleton State College; Music K-8			

LONG TERM SUBSTITUTES:

<b>KATHY BEALS</b>	B	3	
--------------------	---	---	--