

Irasburg Village School

School Report Card
2015-2016



August 2016

Table of Contents

Letter from Principal	pg. 2
Standardized Test Results: School vs. State and disaggregated by gender	pg. 3-4
Standardized Test Results: Students Not Tested	pg. 5
English Language Learners Students Tested	pg. 5
National Assessment of Educational Progress (NAEP)	pg. 5
Teacher Listing	pg. 6-7

A Message From The Principal

The federal No Child Left Behind Act (NCLB) and Vermont's Act 60 require an annual report of school progress to be shared with the school community. This report serves as the Annual Report Card for Irasburg Village School for the 2015 - 2016 school year. It gives us the opportunity to inform the community about what has happened at our school this past year and how our children are performing on assessments.

This report contains the results from the Spring 2015 Smarter Balanced Assessment Consortium (SBACs), as the State of Vermont have not yet released the results from the Spring 2016 assessments. We will share the most recent results when they are released. These assessments are based on the Common Core State Standards (CCSS) that were adopted by the State of Vermont, as well as many other states, and will be given to all students in grades 3 through 8 each spring. We will continue to use these results to improve instruction and hopefully increase the number of students that are proficient. Our teaching staff works with other teachers in the supervisory union to align curriculum expectations, common assessments and best practices to meet these standards.

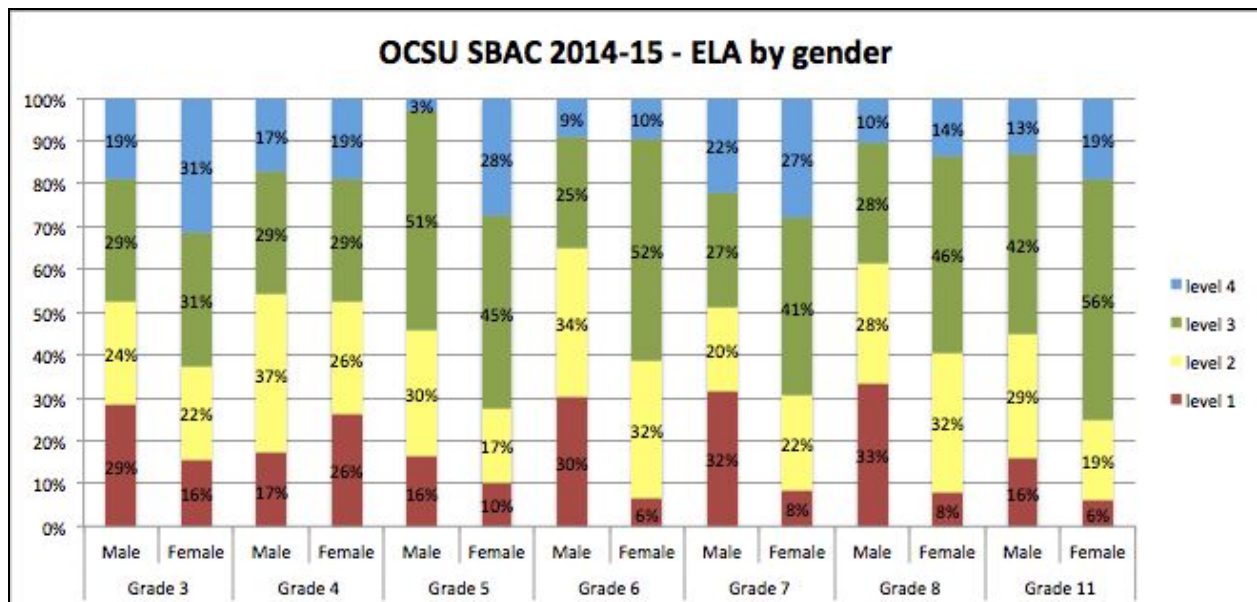
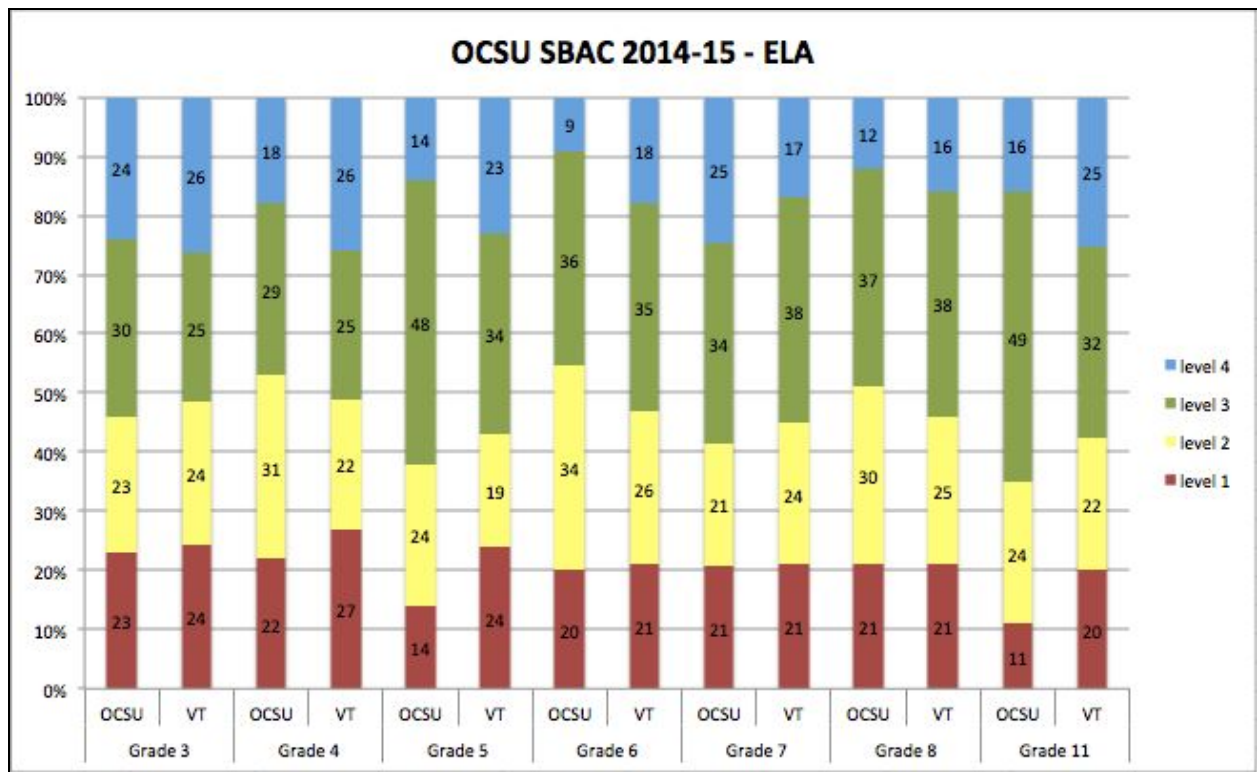
Also required in this report are results from the National Assessment of Educational Progress (NAEP). This assessment is given nation-wide in public schools periodically to students in grades 4 and 8 and tests students in math, reading, science, or writing. NAEP testing was done in Vermont schools in the spring of 2015. Additional information regarding Vermont NAEP results can be found at www.nationsreportcard.gov.

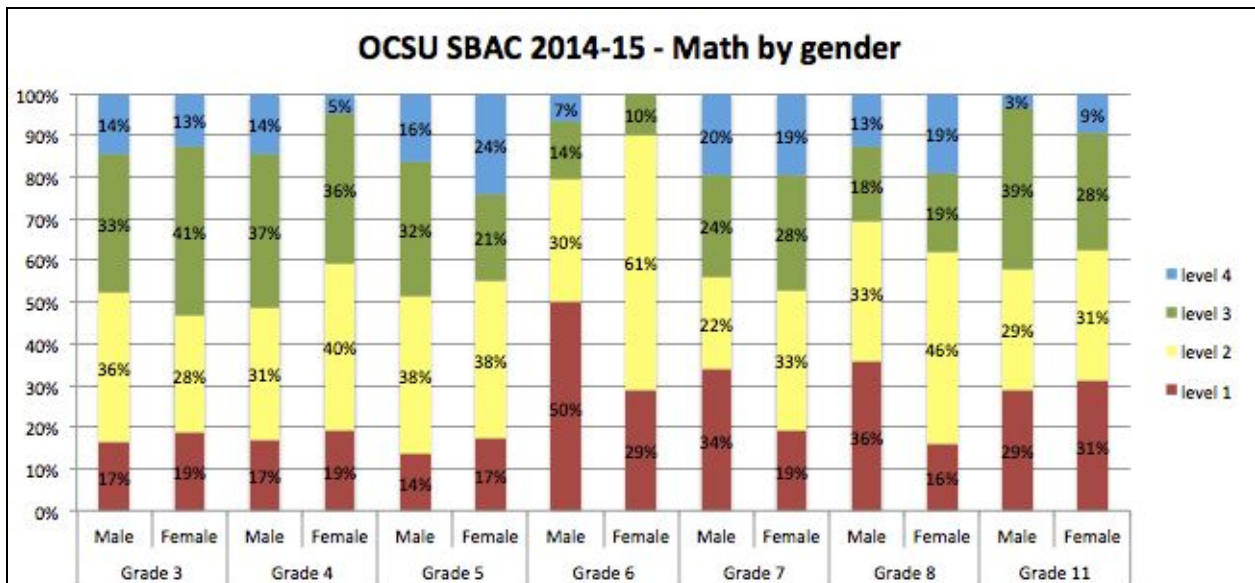
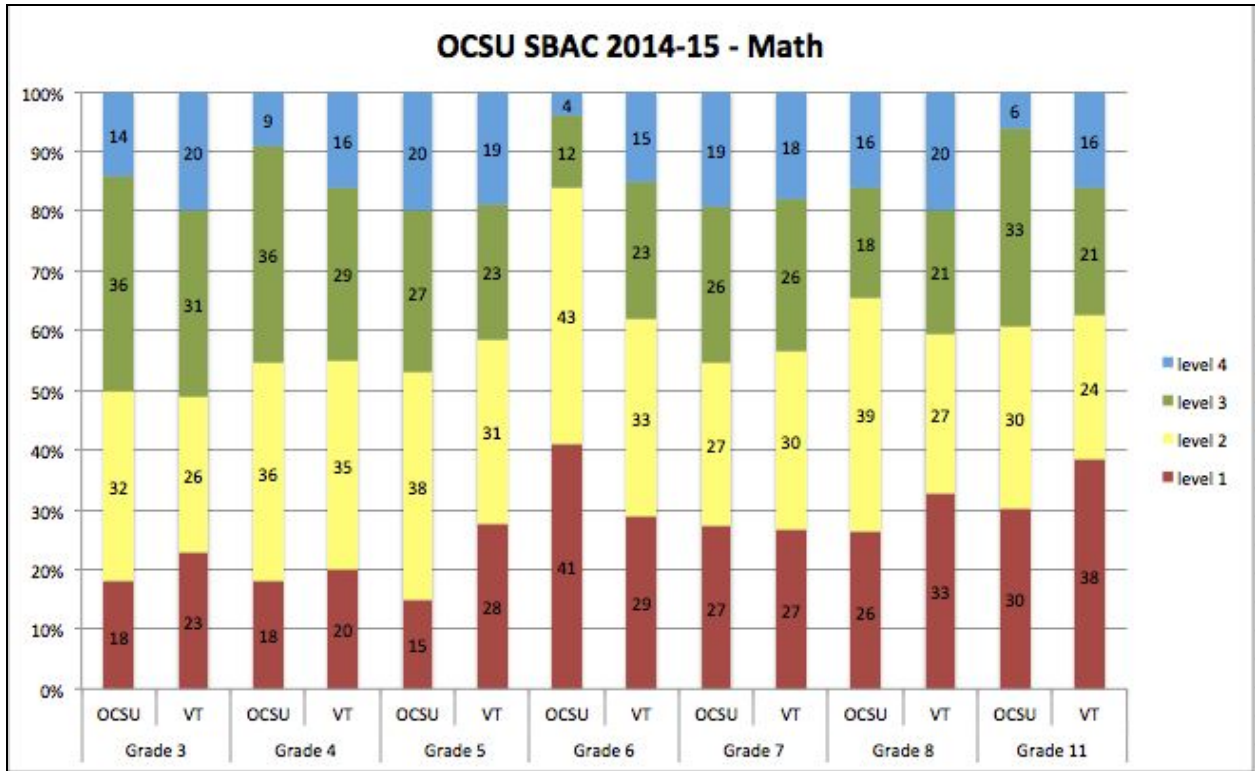
The staff at Irasburg continue to make strides forward. Our Educational Support Team (EST) supports students that need assistance in either academic or behavioral areas that may prevent them from succeeding and our Multi-Tiered System of Supports (MTSS) Leadership Team sets goals each year that all teachers work toward to improve instruction in all subjects, as well as strategies to improve school climate. Our Literacy Interventionist provides reading support for our struggling students through Reading Recovery and Leveled Literacy Instruction, and also supports other teachers by coaching and modeling best practices in reading and writing. A part-time Math Interventionist works with students providing extra support for those that are having difficulty learning math concepts and skills. And, our after-school program called, Support Our Students (SOS) provides additional time and support for students in grades 4-8 to complete homework and get extra help if needed. Together, with quality classroom instruction, we strive to provide a trusting and supportive environment for all students.

We hope you find the information in this report valuable as we make efforts to involve the community more in school improvement. We are open to suggestions and look forward to having conversations with families regarding making Irasburg Village School even more special.

Paul Simmons, Principal
Irasburg Village School

Standardized Test Results





Note on test results

Results are reported for all schools to prevent personally identifiable information from being publicly available (due to the small population of some classes). For more information, please visit: <http://vt.portal.airast.org> or <http://education.vermont.gov/sbac>.

Students Not Tested

All students in grades 3-8 were tested on the SBAC assessments.

English Language Learners Students Tested

Limited English Proficient Learner data is not reportable because the state requires that no data is released if there are fewer than 10 students in a subgroup..

National Assessment of Educational Progress (NAEP)

The National Assessment of Educational Progress (NAEP) is the largest nationally representative and continuing assessment of what America's students know and can do in various subject areas. In Vermont, assessments are conducted periodically involving all students in grades 4 and 8 participating in one subject area (mathematics, reading, or science) . The results are reported for the entire nation and on the state level and the 2015 results are reported in the table below.

NAEP 2015	Vermont (proficient or above)	U.S. (proficient or above)
4th grade math	43%	39%
8th grade math	42%	32%
4th grade literacy	45%	35%
8th grade literacy	44%	32%

Additional information regarding Vermont NAEP results can be found at www.nationsreportcard.gov.

Teacher Listings

	Degree	Years of Experience
Laurie Perron - Literacy Interventionist Champlain College	B30	18.95
Susan Tinker - Kindergarten Johnson State College	B30	33.7
Rose Marie Stone - Grade 1 Lyndon State College	B30	28
Michelle Hall - Grades 2&3 Humanities Johnson State College	B15	14
Kristi Lafleur - Grades 2&3 Math/Science Johnson State College	B	2
Katrina McCullough - Grades 4&5 Math/Science Union Institute & University-VT College	M	6
Wallace Rogers - Grades 4&5 Humanities Rhode Island College	M	38
Lindsay Davis - Grades 6-8 Science Union College	M	11
April Lane - Grades 6-8 Math Middlebury College	M	6
Sam Carbonetti - Grades 6-8 Humanities University of Maine	M	3
Janet Delaney - Math Interventionist Salem State College	M30	40.7
Heidi Lague - Art Johnson State College	M	8.3
Francois Daigneault - Physical Education Drake University	B	8.6
Anna Kennedy - Vocal & Instr. Music	M15	15

Wesleyan College

Stephen Matson - Guidance M 6
University of Florida - Gainesville

Elizabeth Grzebien - Special Education B15 6
Rhode Island College

Susan Foy - Special Education M 11
Vermont College